

Non-Recyclable Waste Collection Consultation

4137

Responses

06:26

Average time to complete

Closed

Status

1. Please enter your postcode

4137

Responses

Latest Responses

"Ss13 3dj"

"SS15 6PL"

"SS15 6DX"

[Update](#)

400 respondents (11%) answered **ss16** for this question.



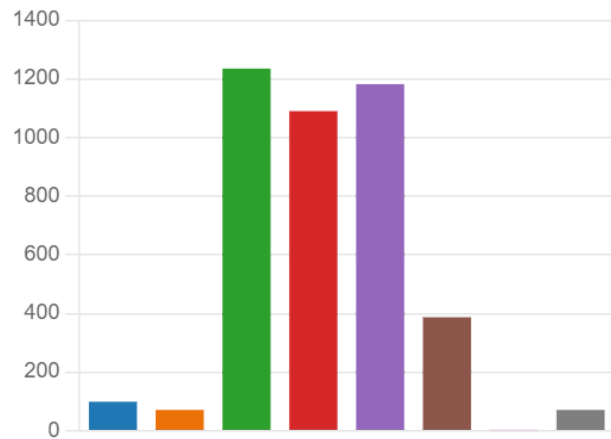
2. How many people reside in your property?

Single Occupancy	707
Couple	1478
Family (2-4 persons)	1660
Larger Family (5+persons)	280
House Share / Multiple Occupa...	12



3. What best describes your property type

● Purpose-built flat / high rise bui...	99
● Converted flat / Maisonette	71
● Terraced House	1235
● Semi-Detached House	1090
● Detached House	1182
● Bungalow	387
● Mobile Home	2
● Other	71

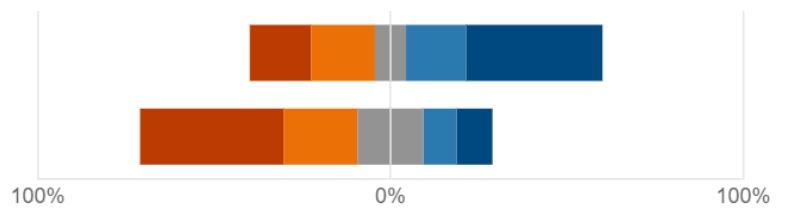


4. How do you feel about each option for non-recyclable waste collections?

■ Strongly Support
 ■ Support
 ■ Neither Support nor Against
 ■ Against
 ■ Strongly Against

1) Fortnightly 180 litre wheeled bin collections

2) Weekly 180 litre wheeled bin collections



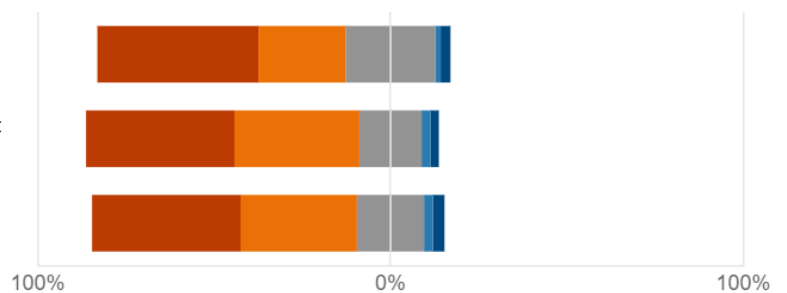
5. How do you feel about the following proposals?

■ Strongly Support
 ■ Support
 ■ Neither Support nor Against
 ■ Against
 ■ Strongly Against

Keep weekly collections for properties that have communal shared bins (typically flats)

Provide additional bin capacity to those who require it (e.g. larger families, high levels of waste because of...)

Retain a sack collection for areas that are not operationally suitable for wheeled bin collections



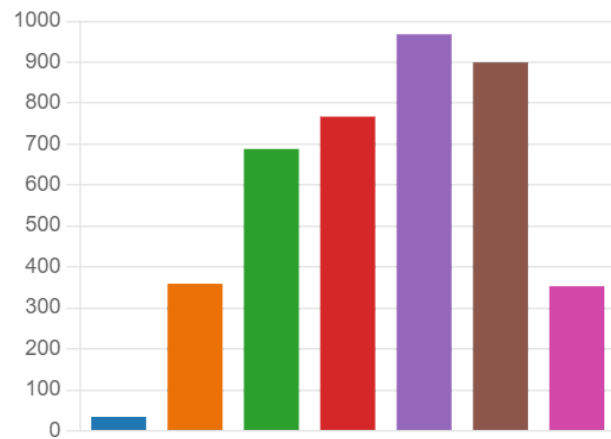
6. How would you describe your gender

Male	1384
Female	2406
Transgender	11
Prefer not to say	281
Other	21



7. Age:

25 and under	34
26-35	359
36-45	688
46-55	767
56-65	968
66-75	899
76+	353



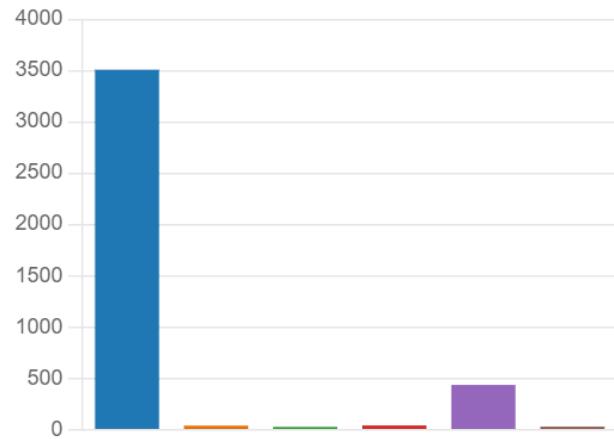
8. Do you (or any other occupants of the property) have a disability / other impairment?

Yes	1058
No	2934
Don't Know	95



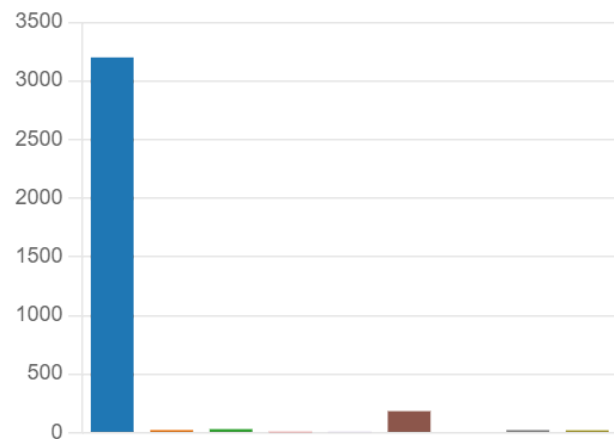
9. What is your ethnicity?

White	3508
Black/African/Caribbean/Black B...	40
Mixed/multiple ethnic groups	28
Asian/Asian British	42
Prefer not to say	437
Other ethnic group	30



10. Please select

English	3200
Welsh	23
Scottish	31
Northern Irish	3
Irish	9
British	184
Gypsy or Irish Traveller	0
Prefer not to say	23
Other	21



11. Please select

Caribbean	14
African	16
Black British	9
Prefer not to say	1
Other	0



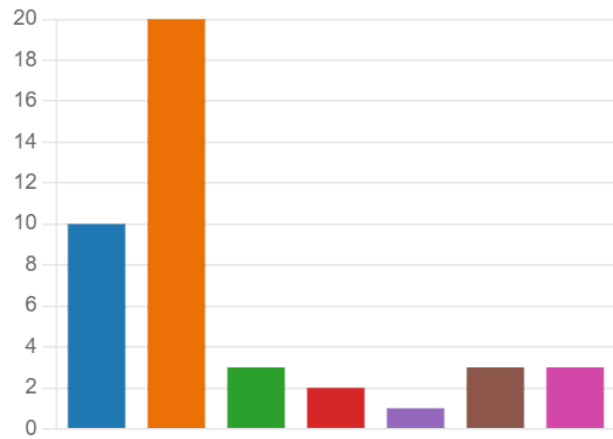
12. Please select

White and Black Caribbean	12
White and Black African	5
White and Asian	4
Prefer not to say	7
Other	2



13. Please select

Asian British	10
Indian	20
Pakistani	3
Bangladeshi	2
Chinese	1
Prefer not to say	3
Other	3



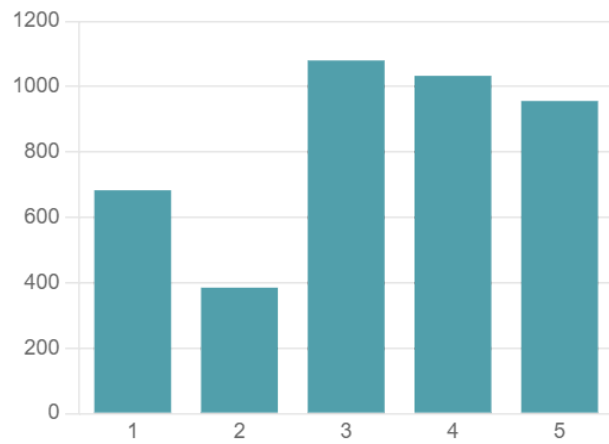
14. Please select

Arab	0
Prefer not to say	11
Other	15



15. How would you rate this consultation?

3.29
Average Rating



16. How did you find out about this consultation?

● Social Media (Facebook, Twitter,...	1632
● Basildon Council Website	757
● Word of Mouth - Friends and Fa...	164
● Roadshows / Events	2
● Local news	36
● Resident Voice	52
● Council Newsletter	965
● Other	670

