

# Wickford Town Centre - 2021 Consultation results. Respondent locations


# 1672

Total # respondents



Respondent postcode heatmap

Town	% respondents
<b>Wickford</b>	<b>85.3%</b>
Wickford North	36.1%
Wickford Castledon	23.8%
Wickford Park	22.8%
Crouch	2.6%
<b>N/A</b>	<b>12.4%</b>
<b>Laindon</b>	<b>0.7%</b>
Laindon Park	0.4%
Lee Chapel North	0.3%
<b>Billericay</b>	<b>0.6%</b>
Burstead	0.3%
Billericay East	0.2%
Billericay West	0.1%
<b>Pitsea</b>	<b>0.5%</b>
Pitsea South East	0.3%
Pitsea North West	0.2%
<b>Basildon</b>	<b>0.4%</b>
Nethermayne	0.2%
Fryerns	0.1%
St Martin's	0.1%
<b>Total</b>	<b>100.0%</b>



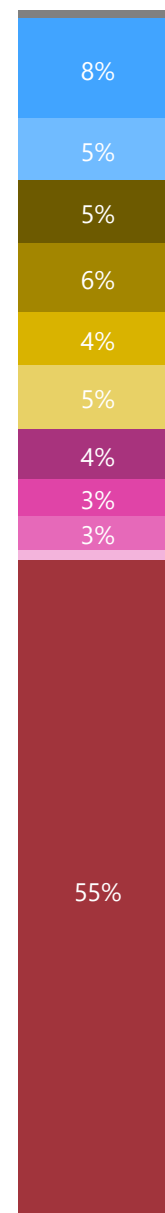
## Wickford Town Centre - 2021 Consultation results. Respondent age profile

Age profile	Age group	# respondents
Close to or retired	60-64	85
Close to or retired	65+	139
Middle-aged	40-44	89
Middle-aged	45-49	72
Middle-aged	50-54	96
Middle-aged	55-59	87
N/A		912
N/A	Prefer not to say	11
Starting out and young families	16-24	14
Starting out and young families	25-29	46
Starting out and young families	30-34	51
Starting out and young families	35-39	70
<b>Total</b>		<b>1672</b>

% respondents by Age group

**Age group**

- (Blank)
- 16-24
- 25-29
- 30-34
- 35-39
- 40-44
- 45-49
- 50-54
- 55-59
- 60-64
- 65+
- Prefer not to say



% respondents by Age profile

**Age profile**

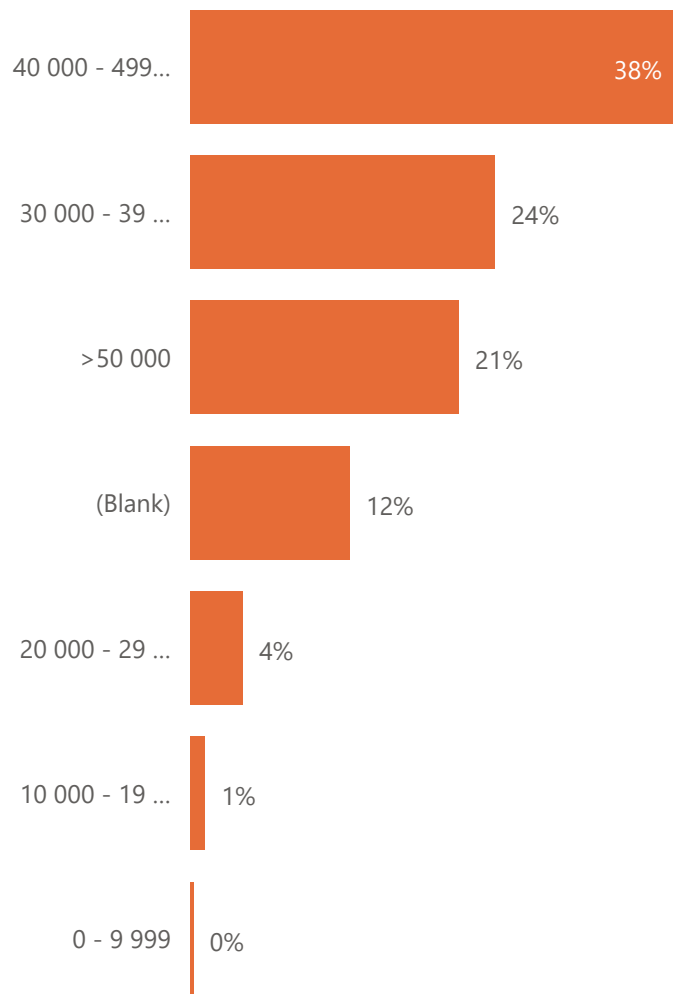
- Close to or reti...
- Middle-aged
- N/A
- Starting out an...





# Wickford Town Centre - 2021 Consultation results. Market visits vs household income

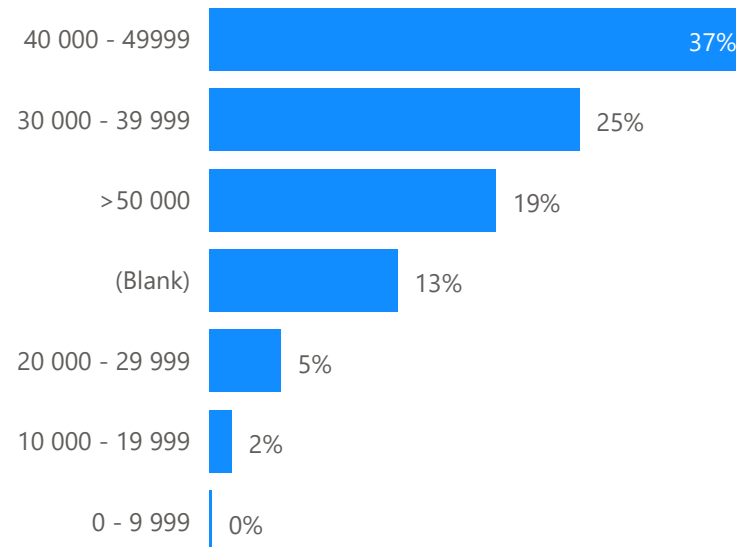
% respondent by Median household income range (all respondents)



How often do you visit Wickford Market? ⌵

- (Blank)
- Every day that the market is open
- Never
- Once or twice a month
- Once or twice a week
- Rarely

% respondent by Median income range



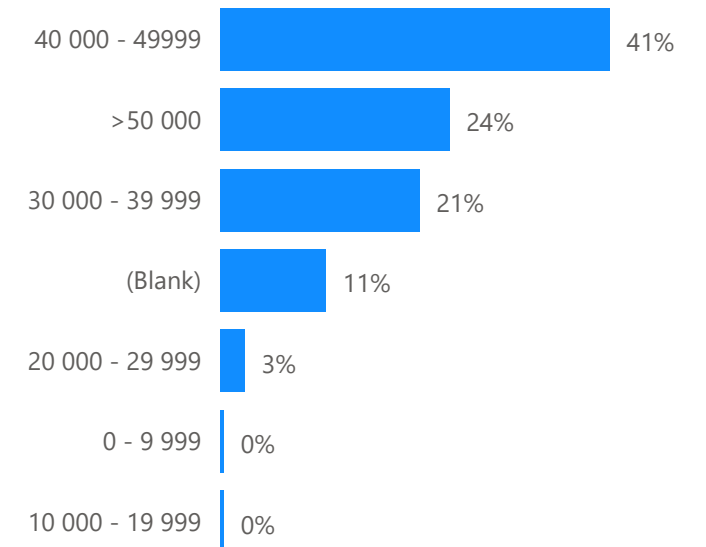
**1121**

Count of ID

How often do you visit Wickford Market? ⌵

- (Blank)
- Every day that the market is open
- Never
- Once or twice a month
- Once or twice a week
- Rarely

% respondent by Median income range



**543**

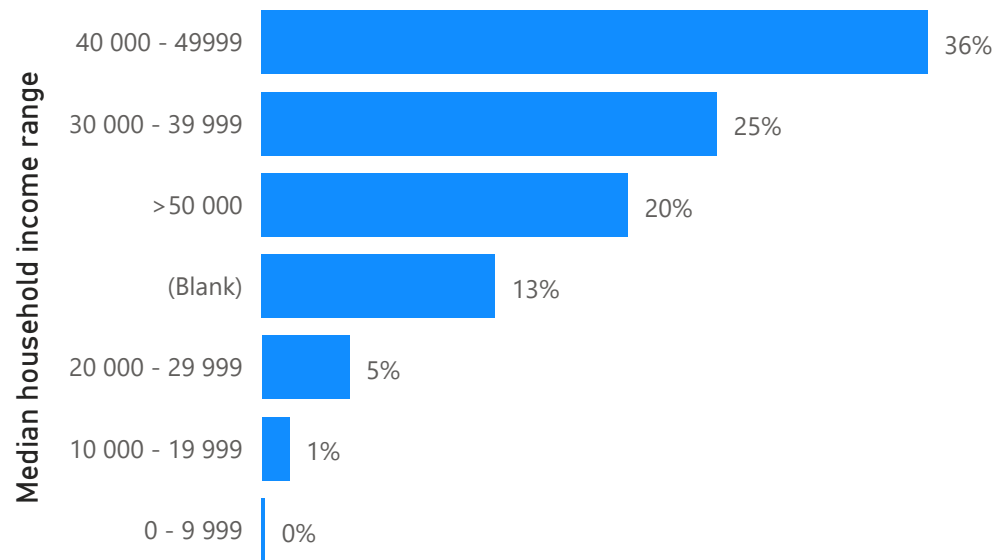
Count of ID

# Wickford Town Centre - 2021 Consultation results. Market visits vs household income (2)

When was the last time you visited Wickford Market? ▼

- (Blank)
- In the last 2 – 6 months
- In the last 2- 3 weeks
- Over 6 months ago
- Within the last week

% respondent by Median household income range



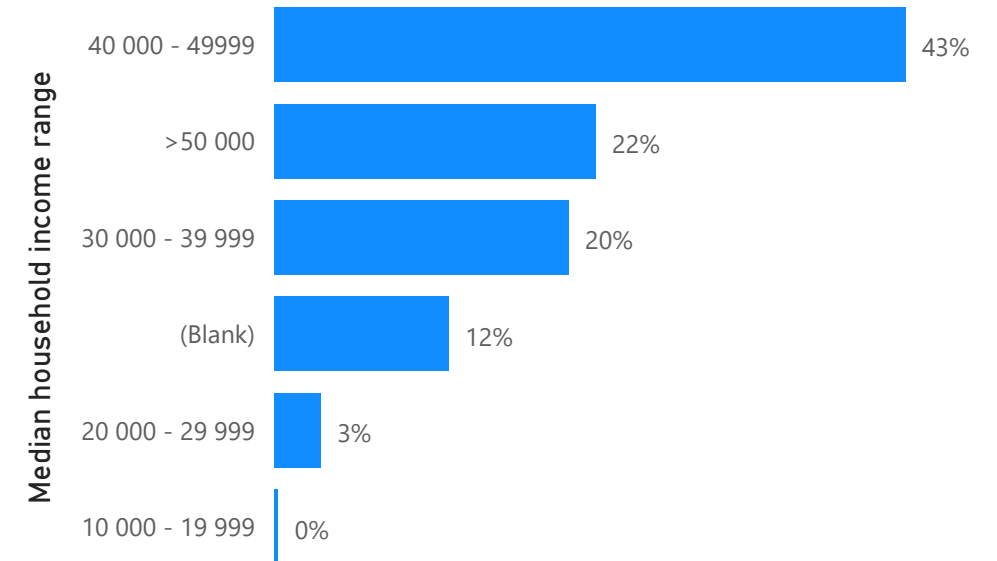
1136

Count of ID

When was the last time you visited Wickford Market? ▼

- (Blank)
- In the last 2 – 6 months
- In the last 2- 3 weeks
- Over 6 months ago
- Within the last week

% respondent by Median household income range



380

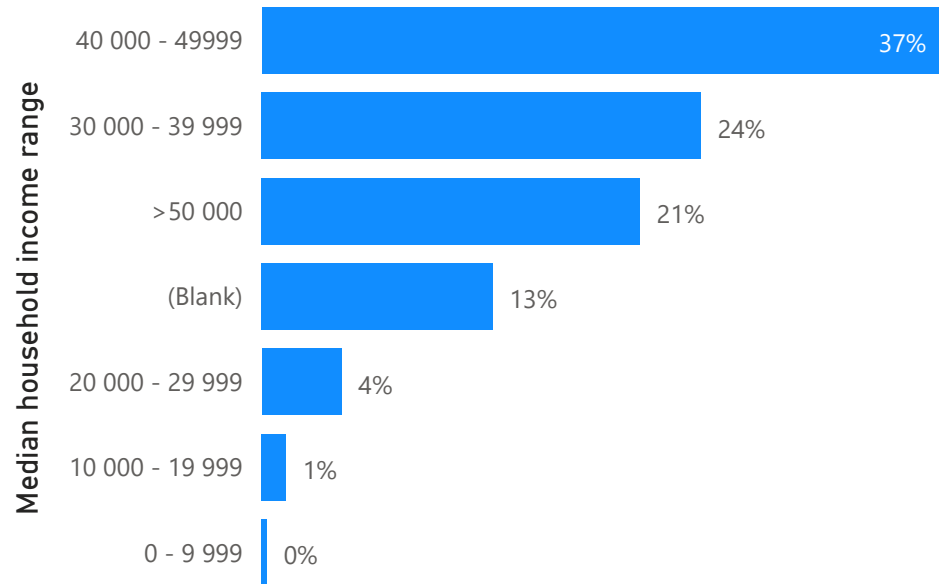
Count of ID

# Wickford Town Centre - 2021 Consultation results. Town centre visits vs household income

How regularly do you visit Wickford Town Centre? ▼

- (Blank)
- 2-4 times per week
- Daily
- Monthly
- Not at all
- Occasionally
- Weekly

% respondent by Median household income range



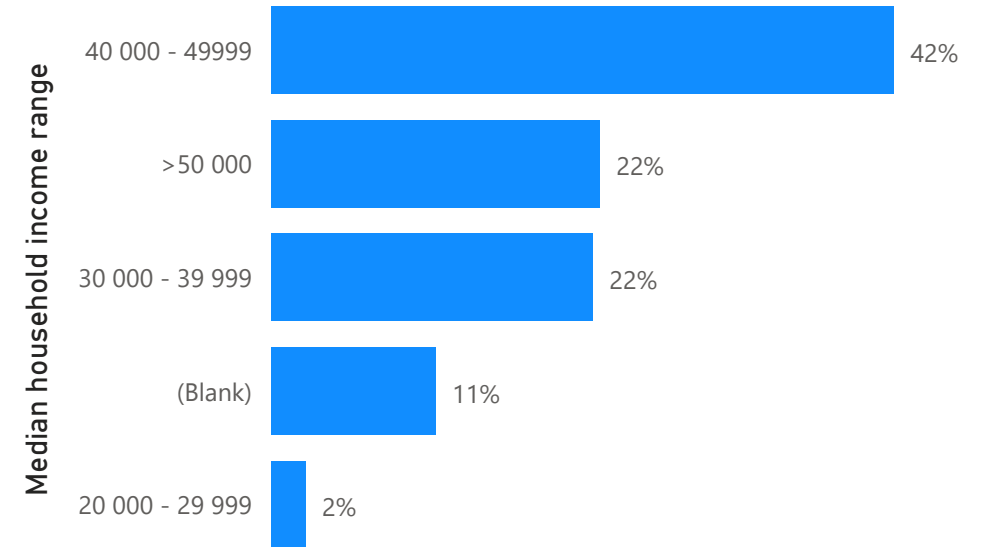
**1450**

Count of ID

How regularly do you visit Wickford Town Centre? ▼

- (Blank)
- 2-4 times per week
- Daily
- Monthly
- Not at all
- Occasionally
- Weekly

% respondent by Median household income range



**216**

Count of ID

